

FAVITE Inc.

2022 Investor Conference

Stock Code : 3535

Your Favorite AOI



Disclaimer

Favite's statements of its current expectations and estimates are forward-looking statements subject to significant known and unknown risks and uncertainties and actual results may differ materially from those contained or implied in the forward-looking statements. These forward-looking statements are not guarantees of future performance and therefore one should not place undue reliance on them. Except as required by law, we undertake no obligation to update any forward-looking statements, whether as a result of new information, future events, or otherwise.

A large, 3D, glowing blue and white logo of the word "FAVITE" is positioned in the upper right quadrant of the slide. The letters are blocky and have a bright white glow, set against a dark blue background with a grid of light blue dots and vertical lines, suggesting a digital or data environment.

- 1 Company Profile
- 2 Financial Report
- 3 Market Overview
- 4 Operational Focus
- 5 ESG

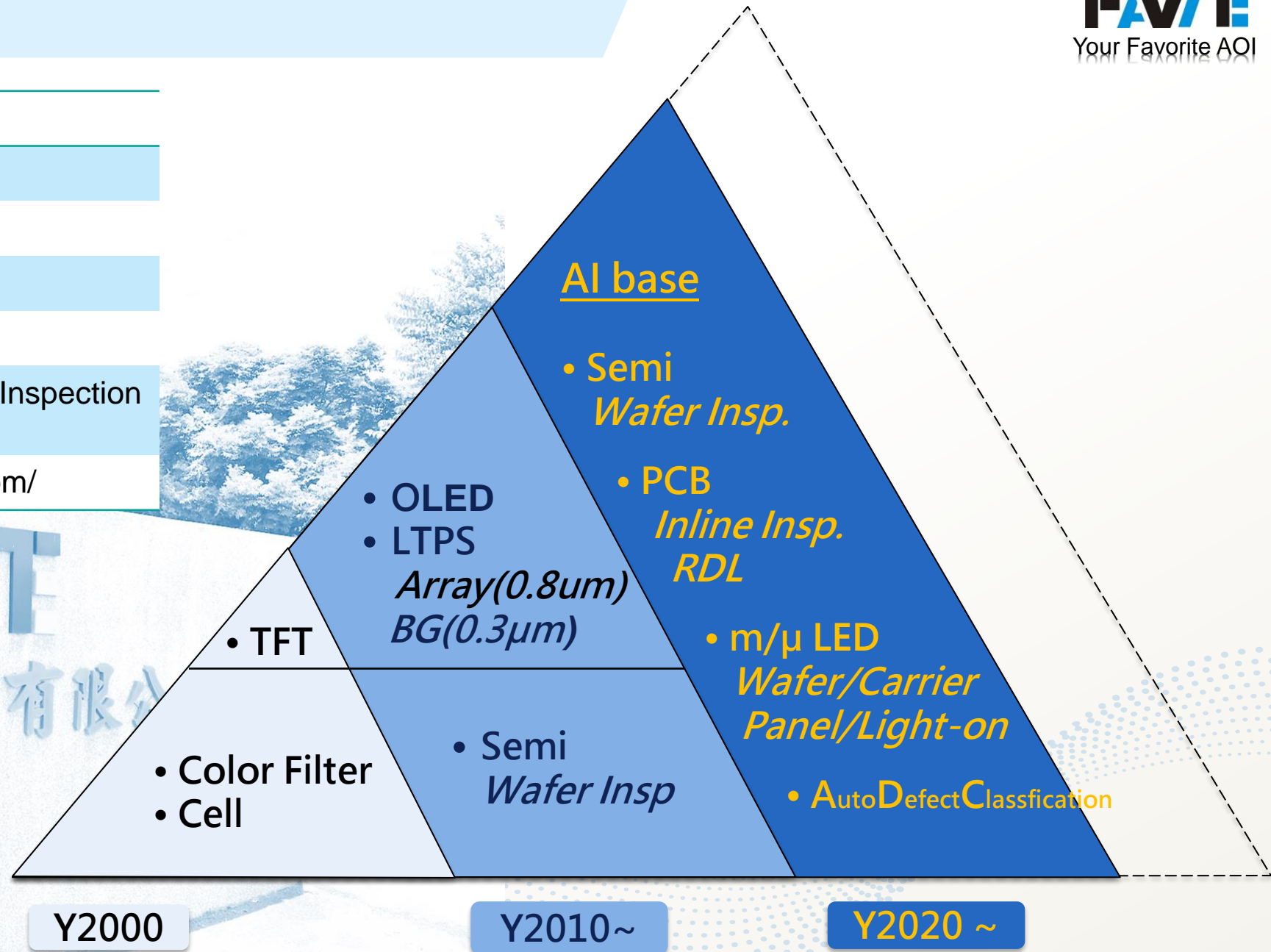
A large, 3D, glowing blue and white logo for FAVITE, set against a dark blue background with a grid of light points and vertical lines.

1 Company Profile

A large, 3D, glowing blue and white logo for FVTE, positioned in the upper right quadrant of the slide. The letters are blocky and have a bright blue glow around them. The background is a dark blue gradient with a grid of small white dots and vertical lines, creating a futuristic, digital atmosphere.

FAVITE Inc. Briefing

Founded	2000
IPO	2008
Sales Records	> 1000 sets
Employees	260
Headquarter	Taiwan HsinChu
Service Items	Automated Optical Inspection & Metrology
Website	http://www.favite.com/

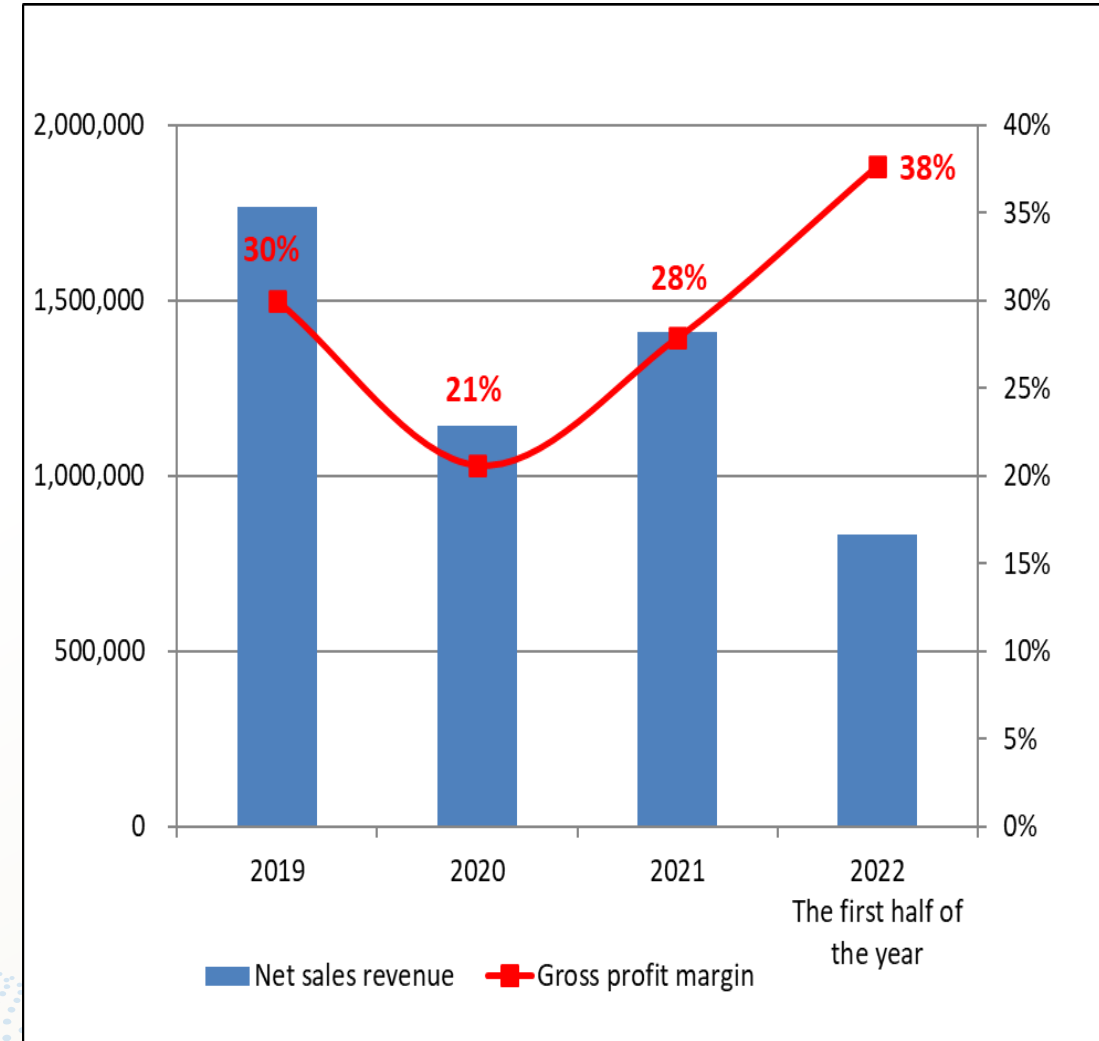


2 Financial Report



The comparison of profit and loss informations for the 6 months ended June 30, 2022(IFRS)

Unit : In Thousands of New Taiwan Dollars, Except Earnings(Loss) Per Share	2022	2021	YoY
	The first half of the year	The first half of the year	
Net Sales Revenue	833,123	732,620	14%
Gross Profit Margin	38%	27%	41%
Operating Expenses	193,660	133,707	45%
Operating Expense Ratio	15%	9%	67%
Non-Operating Income and Expenses	64,295	(18,930)	-440%
Net Profit for The Period Attributable to Shareholders of the Parent	167,235	41,178	306%
Net Profit ratio	20%	6%	233%
Earnings Per Share	2.12	0.52	308%
Return on Equity(%)	16%	5%	220%



3 Market Overview

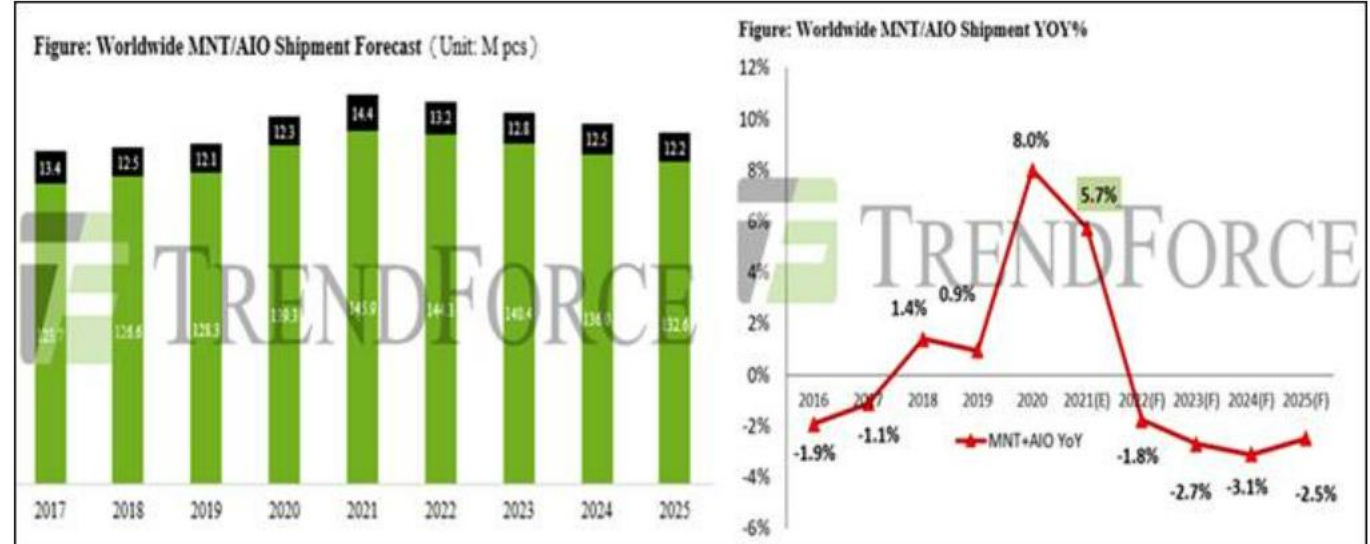


2021/2022 H1 FAVITE Revenue Grew Duo to FPD boom

Production capacity forecast of (Unit: Million square meter)

Manufacturer	2020	2021	2022	2023	2024	2025	2026
AUO	35.3	35.4	35.4	35.4	32.7	29.4	28.3
BOE	76.3	86.6	92.5	99.8	109.8	109.8	109.8
CEC Panda	3.4	3.4	3.4	3.4	3.4	3.4	3.4
TCL China Star	42.5	46.9	54.9	63.1	68.3	68.3	68.3
China Top Optical	0.0	0.2	1.0	1.0	1.0	1.0	1.0
CHOT	9.5	11.4	12.7	12.7	12.7	12.7	12.7
Foxconn	1.7	1.7	1.7	1.3	0.0	0.0	0.0
Giant Plus	0.5	0.5	0.5	0.2	0.2	0.2	0.2
HannStar	2.4	2.4	2.4	2.4	2.4	2.4	2.4
HKC Display	16.6	29.4	40.5	41.1	41.1	41.1	41.1
InfoVision	1.5	1.5	1.5	1.5	1.5	1.5	1.5
Innolux Corp.	38.8	38.9	38.9	38.9	38.9	38.9	38.9
JDI	2.5	2.5	2.5	2.1	2.0	2.0	2.0
Kyocera	0.1	0.1	0.1	0.1	0.1	0.1	0.1
Laibao	0.0	0.0	0.0	1.0	4.3	5.3	5.3
LG Display	35.4	39.9	38.8	20.8	20.5	20.5	20.5
Mantix	1.0	1.0	1.1	1.1	1.1	1.1	1.1
Mitsubishi	0.1	0.1	0.1	0.0	0.0	0.0	0.0
Ortus	0.0	0.0	0.0	0.0	0.0	0.0	0.0
Panasonic LCD	0.7	0.5	0.0	0.0	0.0	0.0	0.0
Samsung Display	23.2	6.0	6.0	0.0	0.0	0.0	0.0
Sharp	16.5	23.6	24.8	27.0	27.9	27.9	27.9
Tai Jia Optoelectronics	0.0	0.0	1.2	4.0	4.0	4.0	4.0
Tianma	4.2	4.2	4.2	3.9	3.9	3.9	3.9
Truly	1.6	2.7	3.3	3.1	3.1	3.1	3.1
Grand total	313.7	339.0	367.2	363.7	378.8	376.5	375.4

Source : Omdia. Modified by Favite



Source : TrendForce · 2022/01

Revenue growth drivers in 2021 and 2022H1:

- Construction of new production capacity of leading panel factories
- Production line upgrade and optimization

經濟日報

俄烏戰爭爆發後 可能拖累全球GDP減損1兆美元

2022/07/07 17:03:45 經濟日報 編譯陳律安／綜合外電

經濟學人智庫 (EIU) 發表最新經濟展望，預測今年全球經濟成長率為2.8%，較俄烏戰爭爆發前的3.9%大幅下調，意味著這場戰事可能拖累今年全球國內生產毛額 (GDP) 損失1兆美元。此外，中國大陸的清零政策和財政刺激措施的成效不如預期，成為拖低今年成長率的另一主因。

該報告指出，俄烏戰爭爆發導致商品價格高漲、供應鏈中斷，以及家庭和企業信心惡化，並使全球通膨竄高和經濟成長放緩，預料這種情況以及俄烏戰爭到年底前都不會結束。此外，EIU假設還有一種新冠病毒變異株於今年稍晚出現，將壓抑今年稍後的全球經濟成長，尤其是有些國家可能重新祭出旅遊限制或社交距離措施。EIU據此將2022年全球經濟成長率預期下修1.1個百分點至2.8%。

TechNews

科技新報

三星驚傳通知所有事業群「暫停採購」，面板廠皆已接獲通知

作者 林芳柔 | 發布日期 2022年06月16日 14:41 | 分類 Samsung, 證券, 面板



工商時報

面板度寒冬 建廠紛喊停

工商時報 袁顯庭 2022.08.01

自由時報

Liberty Times Net

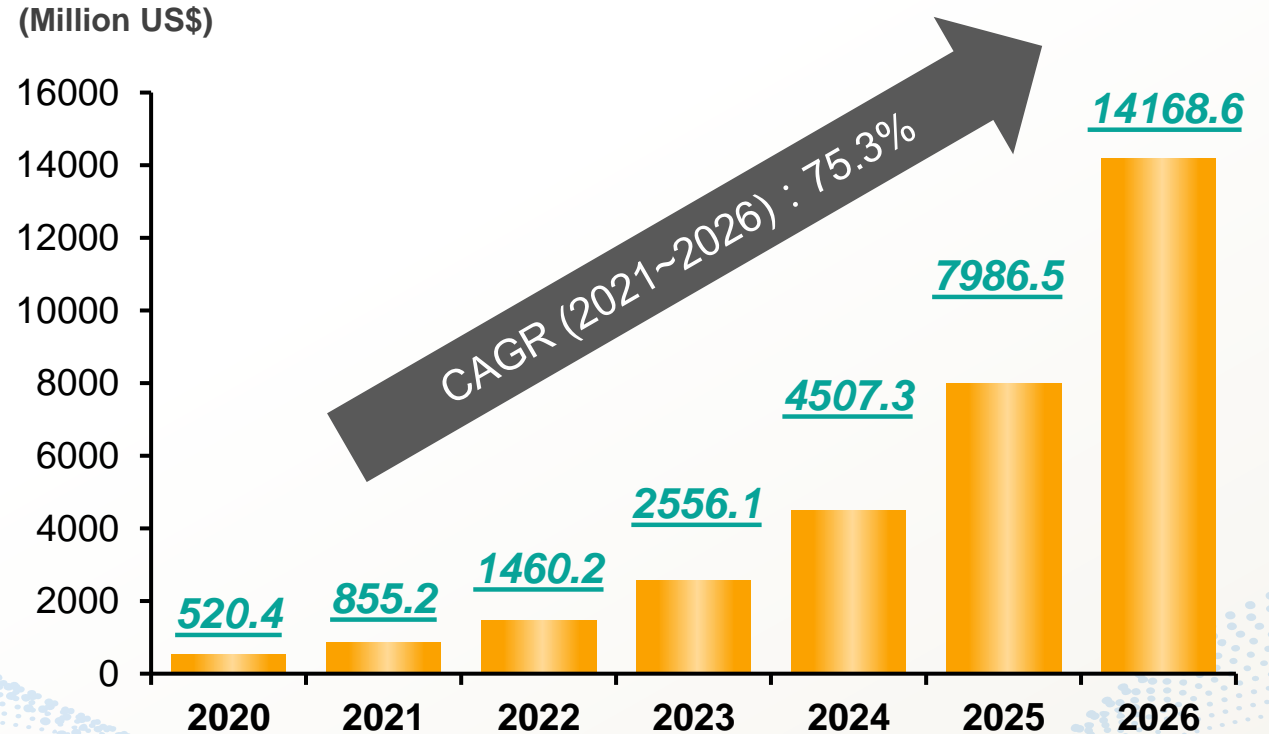
抗景氣逆風！友達宣布砍資本支出2成 后里新廠延後

2022/07/28 15:29

Driving force of market size :

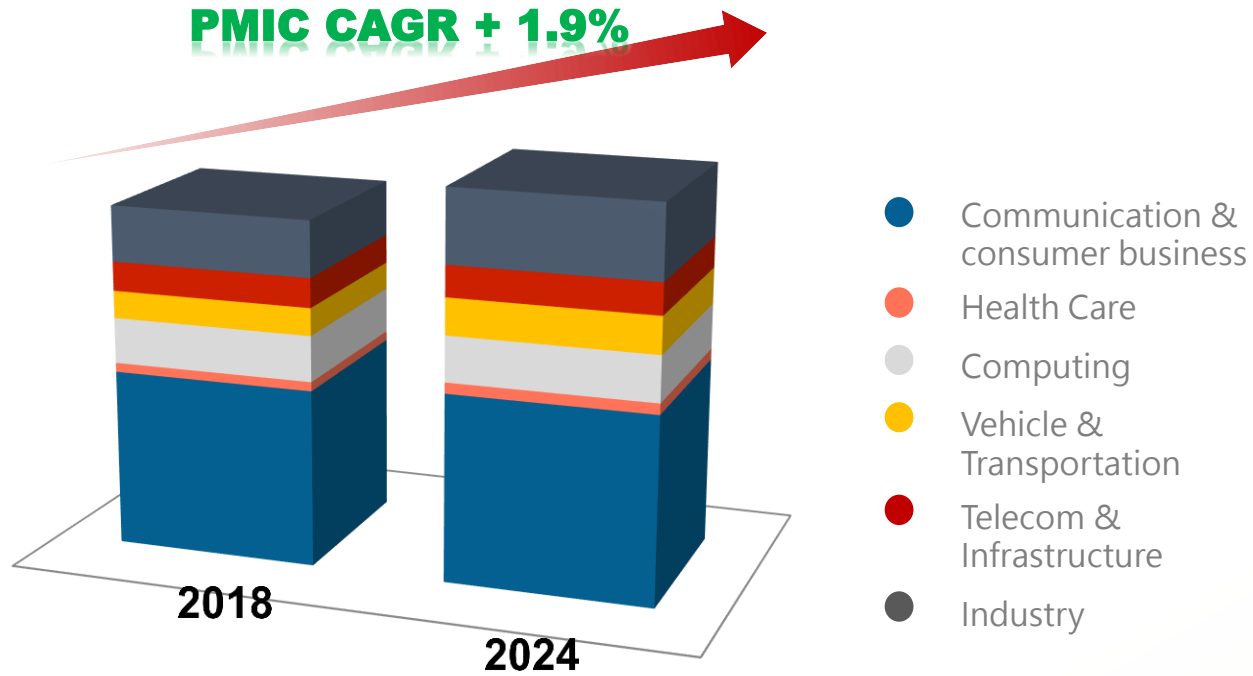
- Growing demand for brighter, more energy-efficient display panels for mobile devices, smartwatches, and AR/VR products
- Brighter, reduced power consumption, enhanced color saturation, UHD picture quality and faster response time
- Major consumer electronics giants are increasingly interested in adopting micro-LED technology. For example, Samsung "The Wall" is one of the key products. °

Micro LED Market Size, 2020-2026

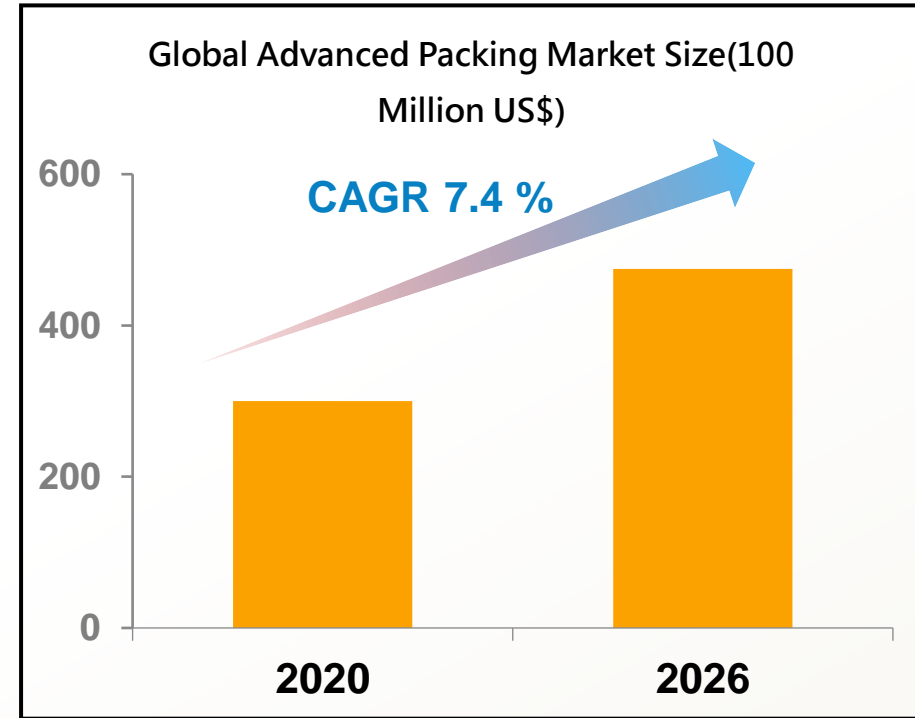


Source : Stratview Research; data summarized and predicted by FAVITE

Global Advanced Packaging & PMIC Market Forecast



Source : Yole Development ; data summarized and predicted by FAVITE



Source : 未來智庫; data summarized and predicted by FAVITE

工商時報

電源管理IC 下半年車用需求強



蘇嘉維 / 台北報導

2022年6月17日

三星考慮加大半導體封裝投資 擴充南韓廠產能

鉅亨網記者林慧茹 台北 2022/07/24 12:40

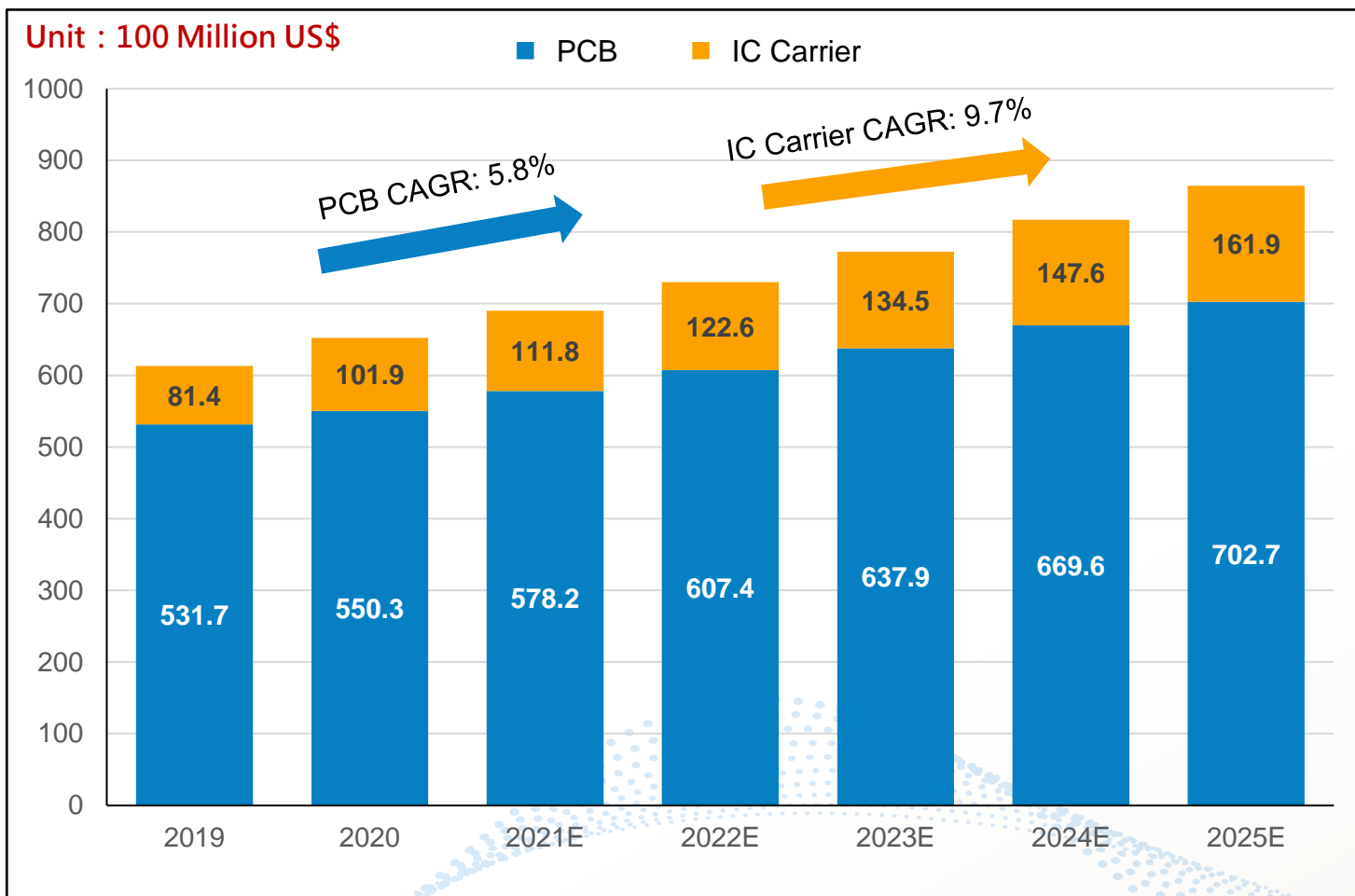
自由時報

Liberty Times Net

10奈米以下供不應求 日零件大廠京瓷砸447億擴建半導體封裝廠

2022/07/06 15:54

Global IC Carrier Market Size & Forecast



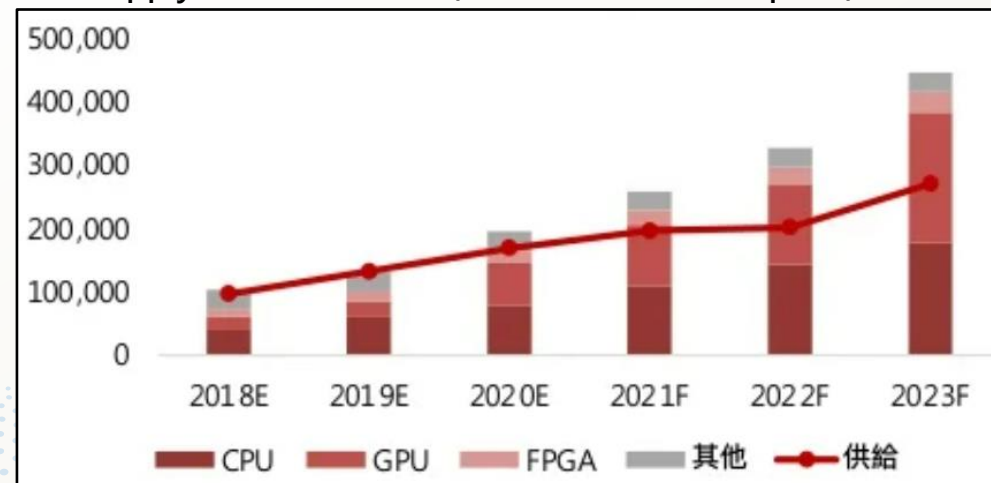
Source : Prismark 信達證券研發中心 and predicted by FAVITE

IC Carrier Market Size Forecast(Unit : Million NT\$)



Source : Collaborator

ABF Supply & Demand Area(Unit : Million mm square)



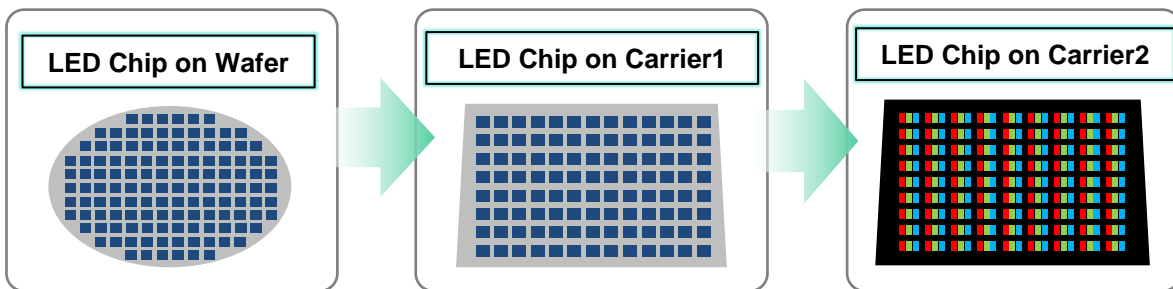


Source : Collaborator

4 Operational Focus



Operation Focus – Mini/Micro LED AOI Series



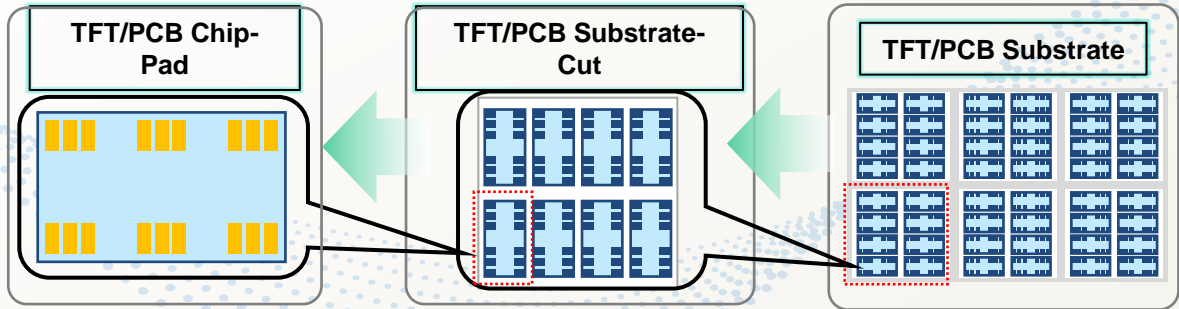
Mini/Micro LED All in one AI-AOI inspection & metrology solution

- Defect Detection**
- Die Shift/Rotate rapidly metrology**
- Die Tilt rapidly metrology**

FAVITE

Mini/Micro LED AOI inspection & metrology solution

- Mini/Micro LED Panel AOI**
- Inline/Offline LTPS AOI**



Operation Focus – Cu Pattern on CCL Inspection(IC Carrier)


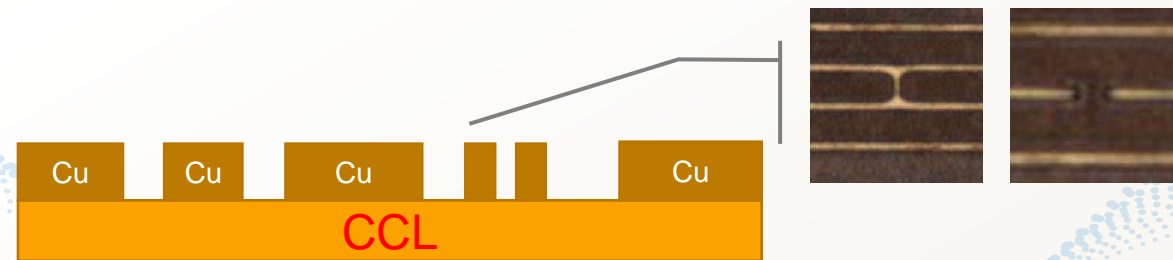


Applications


- IC Carrier pattern inspection(Cu pattern on CCL)

Features

- AI defect inspection & classification
- Maximum detection & lowest false alarm rate
- High speed & high-resolution review of defect image
- 2D metrology



Operation Focus - 8"/12" Wafer AOI/AI OM


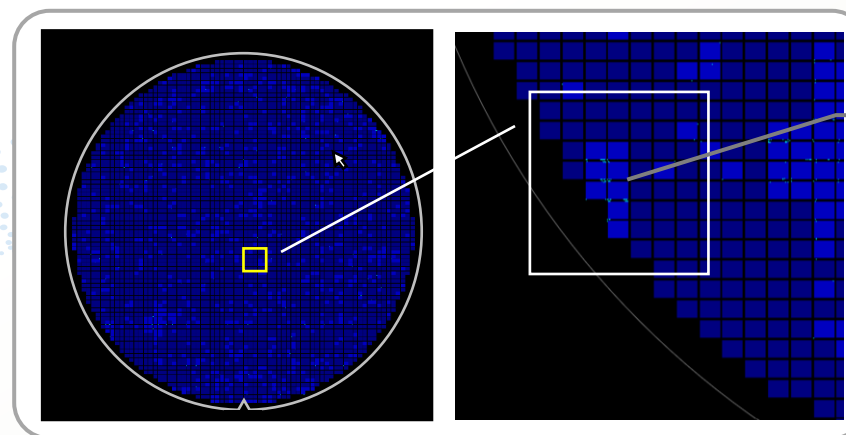


Applications

- Wafer surface inspection/OQC
- IC chip shift/rotate/tilt mass detection & metrology

Features

- High-resolution review of defect image
- AI defect inspection & classification
- High speed chip shift/rotate/tilt Metrology
- Handling of FOUP, FOSB and open cassette

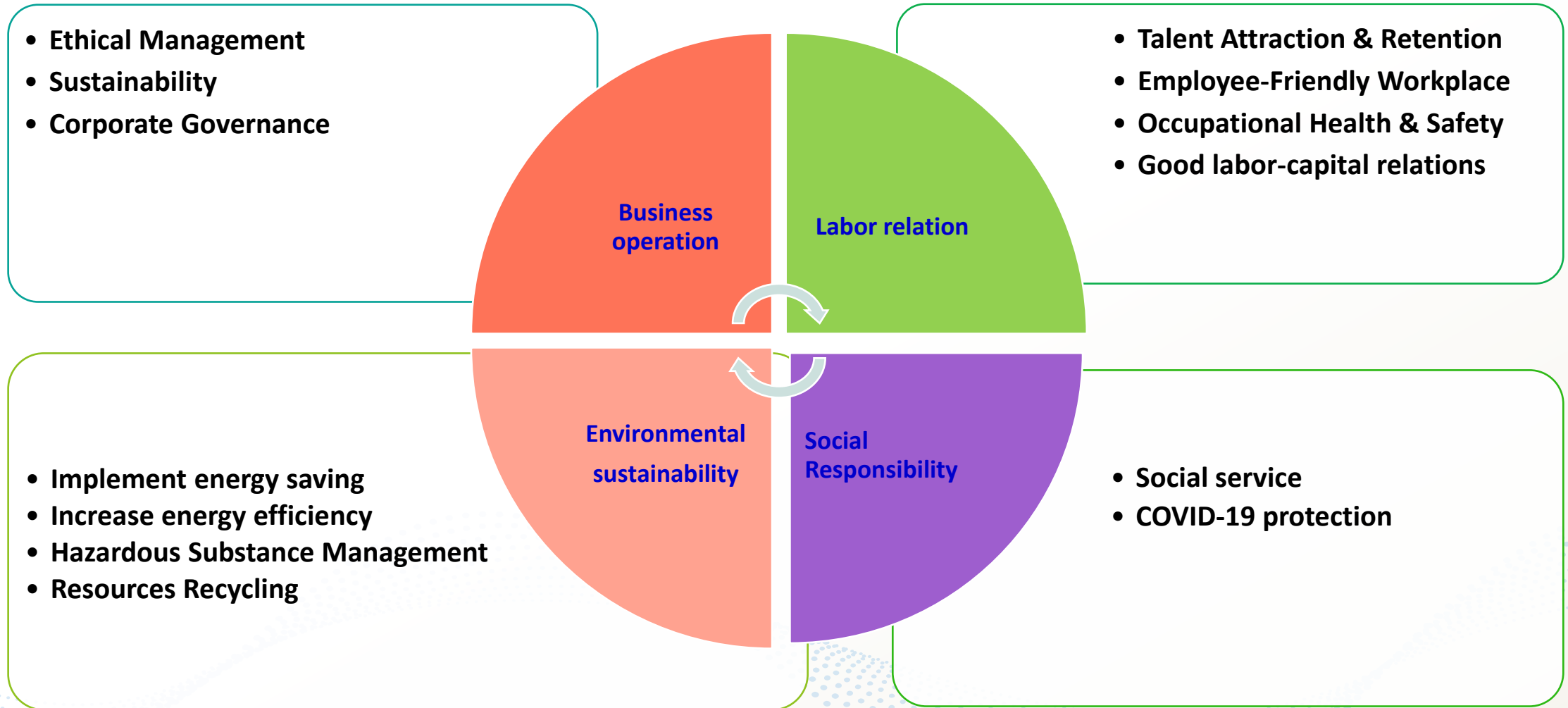


AI Real Time Inspection & Defect Classification

5

ESG

FAVITE





<https://www.favite.com>



Your Favorite AOI