



ITEQ Corporation

2024 Third Quarter Investor Presentation


ITEQ

INNOVATION. TEAMWORK. EXCELLENCE. QUALITY

Nov 2024

Disclaimer Statement

- This presentation and release contain “forward-looking statements” which may include projections of future results of operations, financial condition or business prospects based on our own information and other sources.
- Our actual results of operations, financial condition or business prospects may differ from those expressed or implied in these forward-looking statements for a variety of reasons, including but not limited to market demand, price fluctuations, competition, international economic conditions, supply chain issues, exchange rate fluctuations and other risks and factors beyond our control.
- The forward-looking statements in this release reflect the current belief of ITEQ as of the date of this release. ITEQ undertakes no obligation to update these forward-looking statements for events or circumstances that occur subsequent to such date.



Company Overview



Establishment
April 10th, 1997



Headquarters
HsinChu, Taiwan



Capital
NT\$3,630 million




Employees
~4,000



Chairman
Dennis Chen



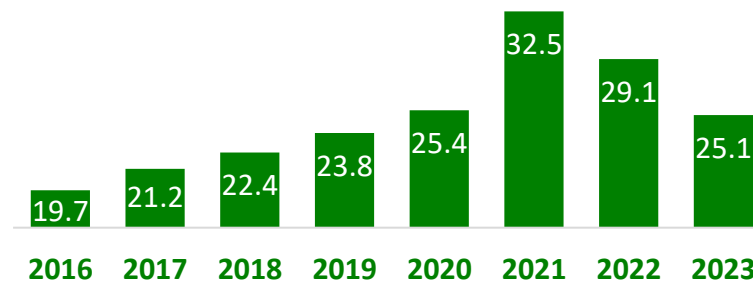
CEO
Audrey Tsai



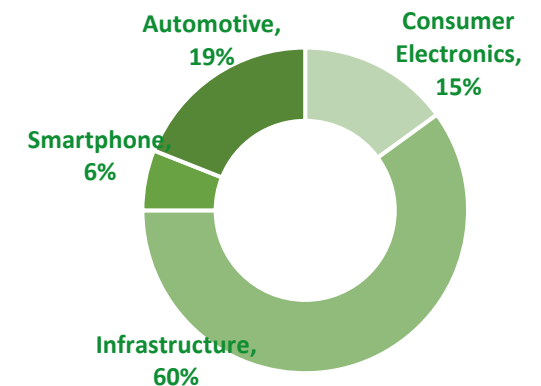
Main Products

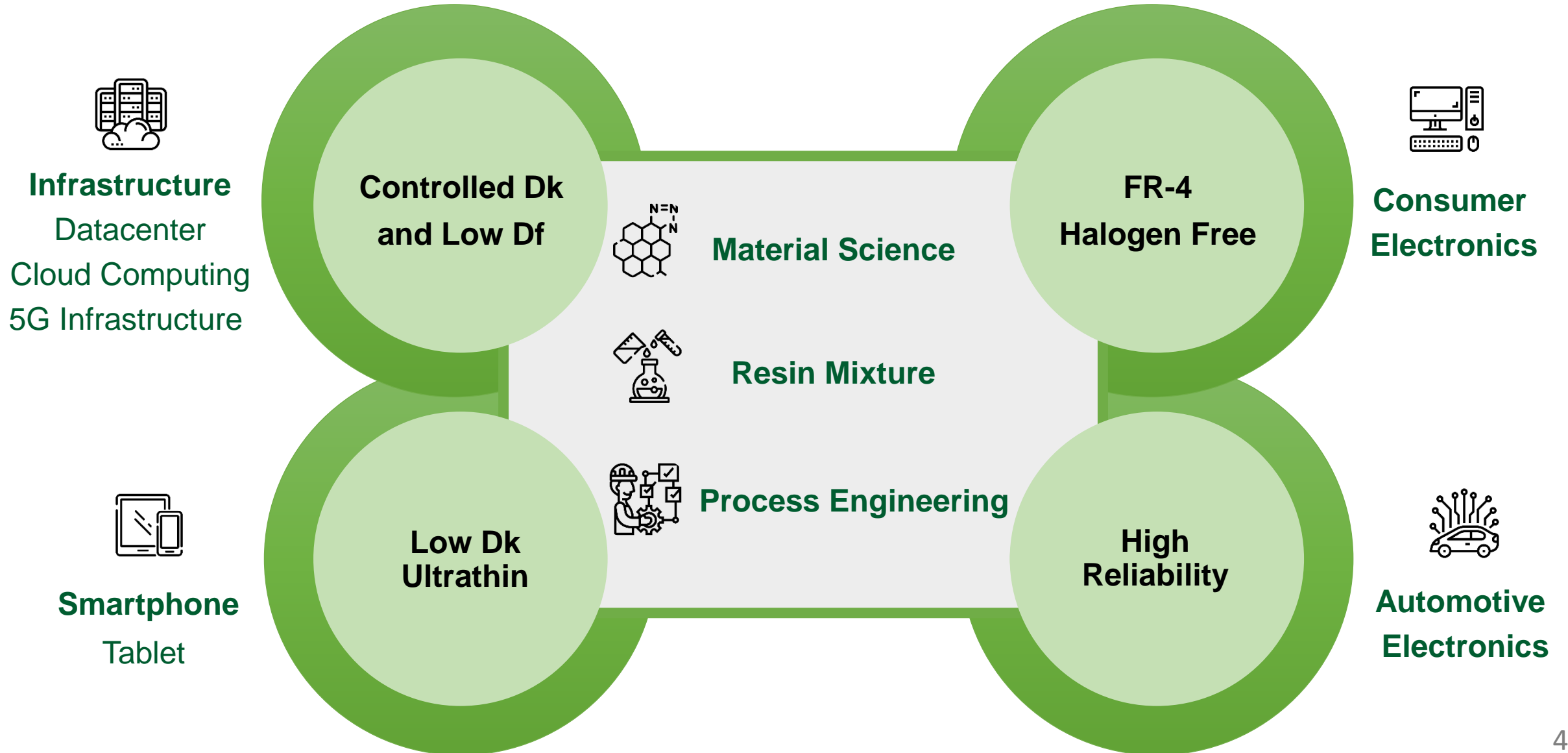
Copper Clad Laminate (CCL) & Prepreg (PP) | Masslam service | Flexible CCL


Revenue (NT\$ billion)



Revenue by Application (FY23)







Growth Strategy Blueprint

ITEQ

ITEQ

INNOVATION • TEAMWORK •
EXCELLENCE • QUALITY

Path of Innovation

Widely adopted in consumer electronics



Engaged with tier 1 automotive players



Enhanced ultra-thin dielectric capability for handheld devices



Biz kick-off with top server OEMs & ODMs



Dominant CCL supplier for Intel Purley server platform




No. 1 Taiwan CCL supplier for 5G base station



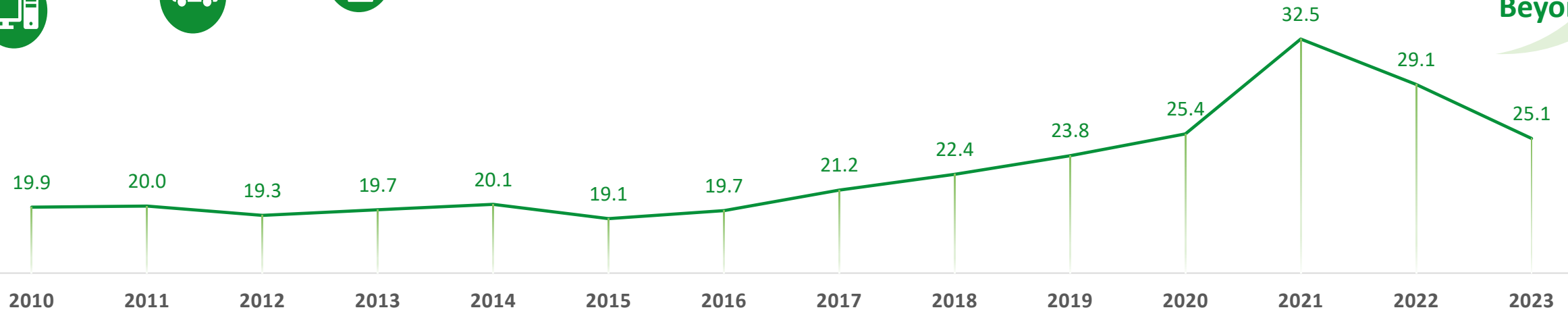
New product for HDI PCB: Resin Coated Copper (RCC)



Substrate Like PCB (SLP) IC Packaging Substrate Laminate

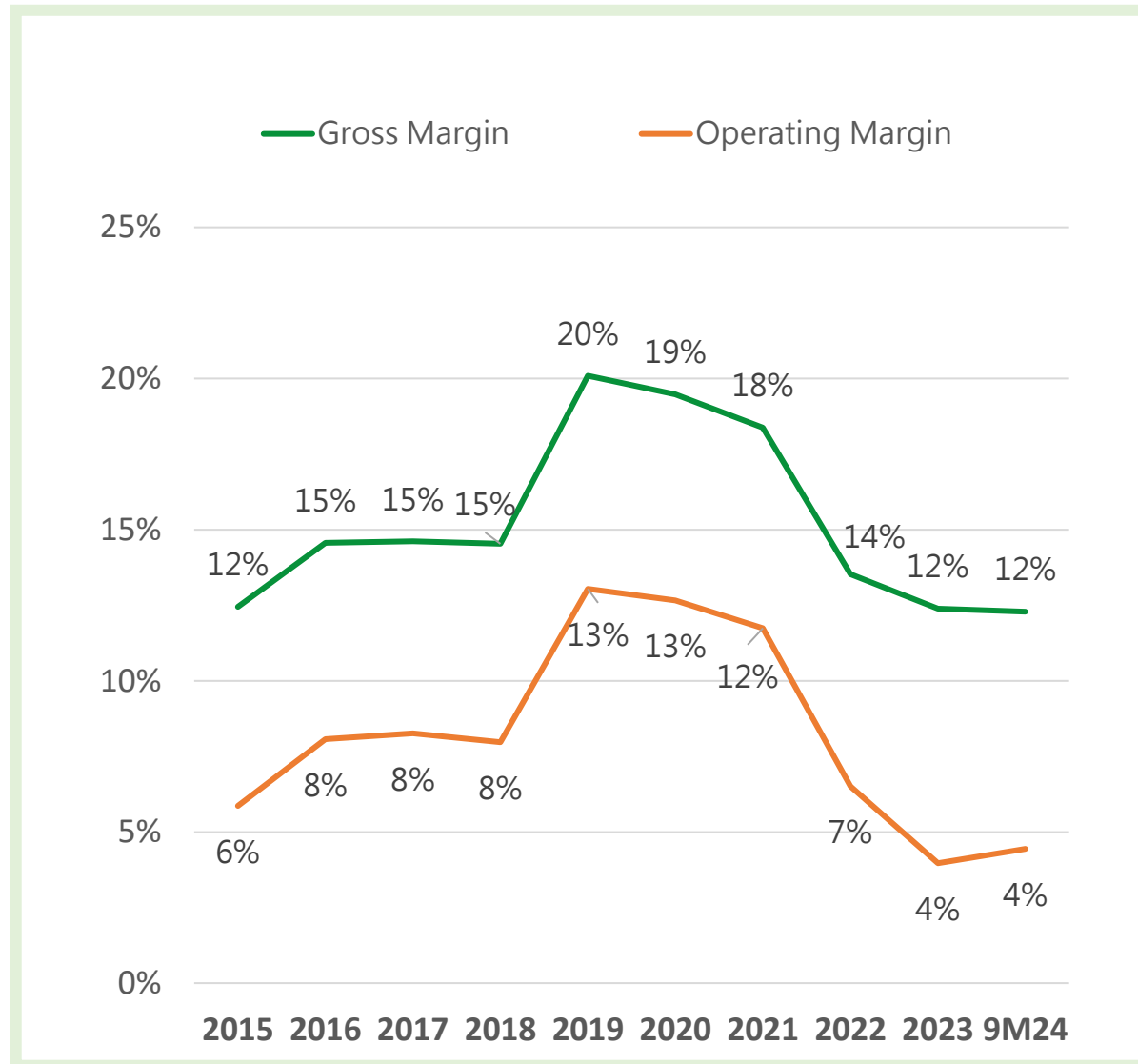
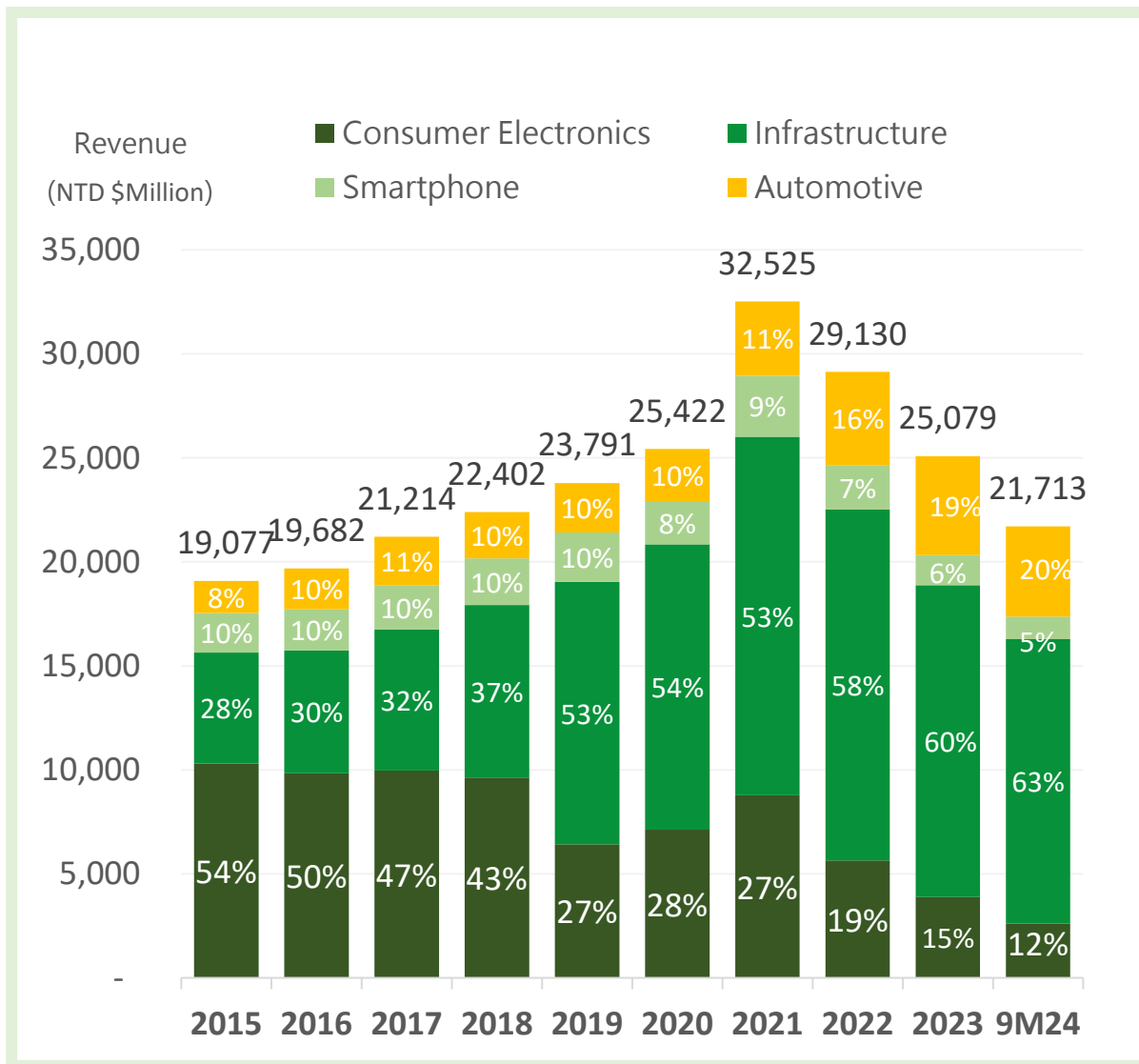


Beyond

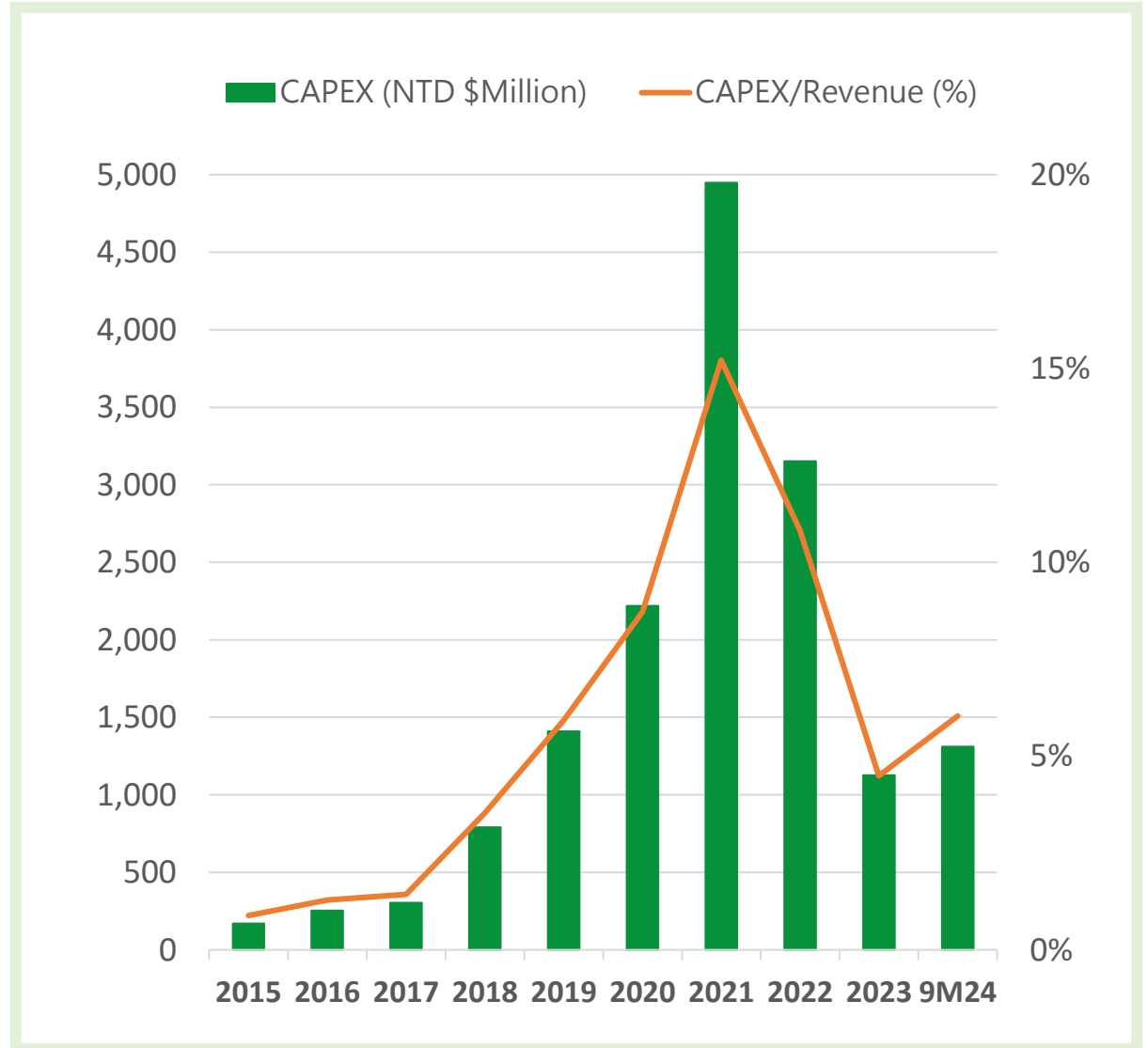
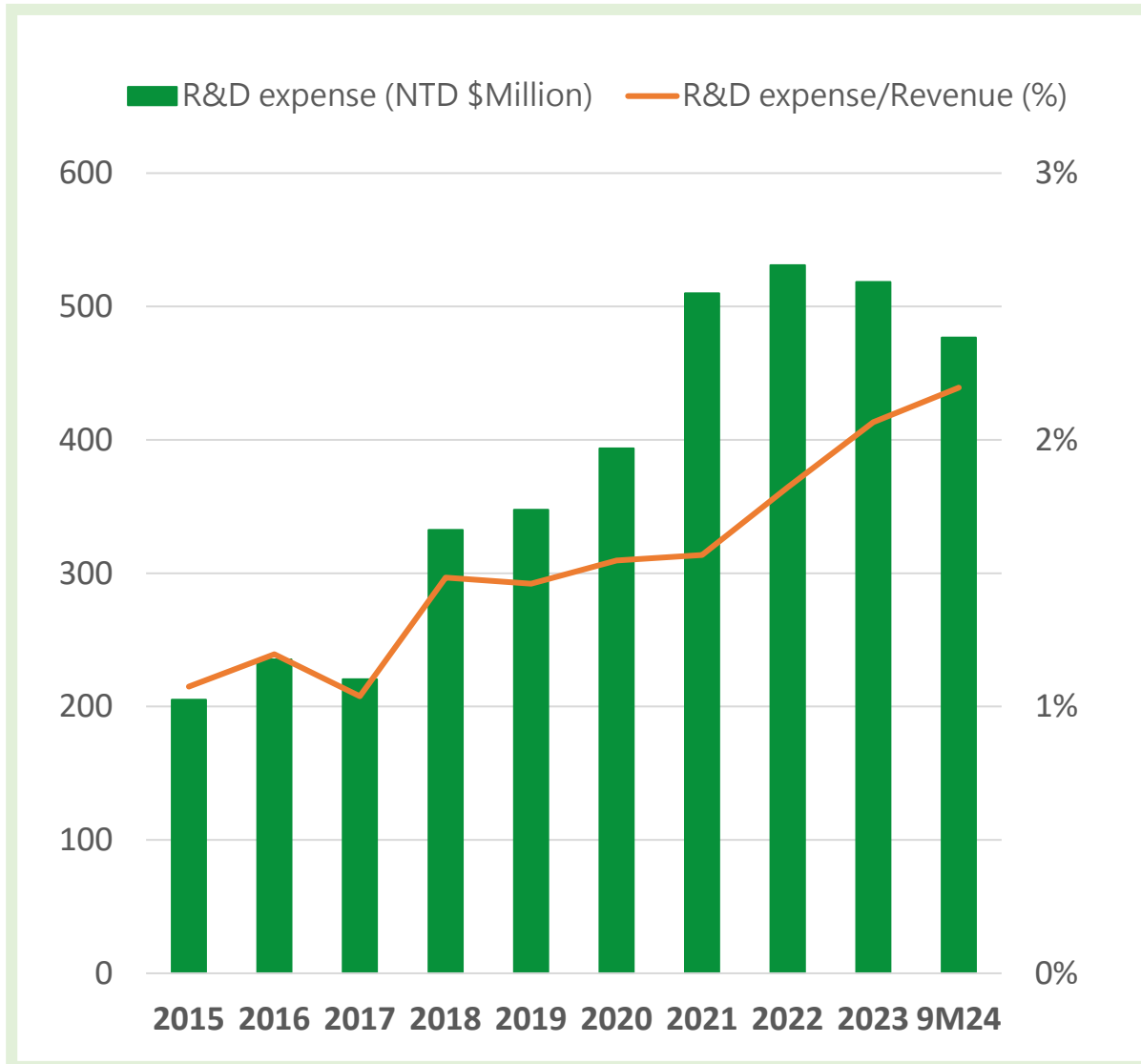


— Revenue (NT\$ billion)

Optimized Mix with Product Innovation

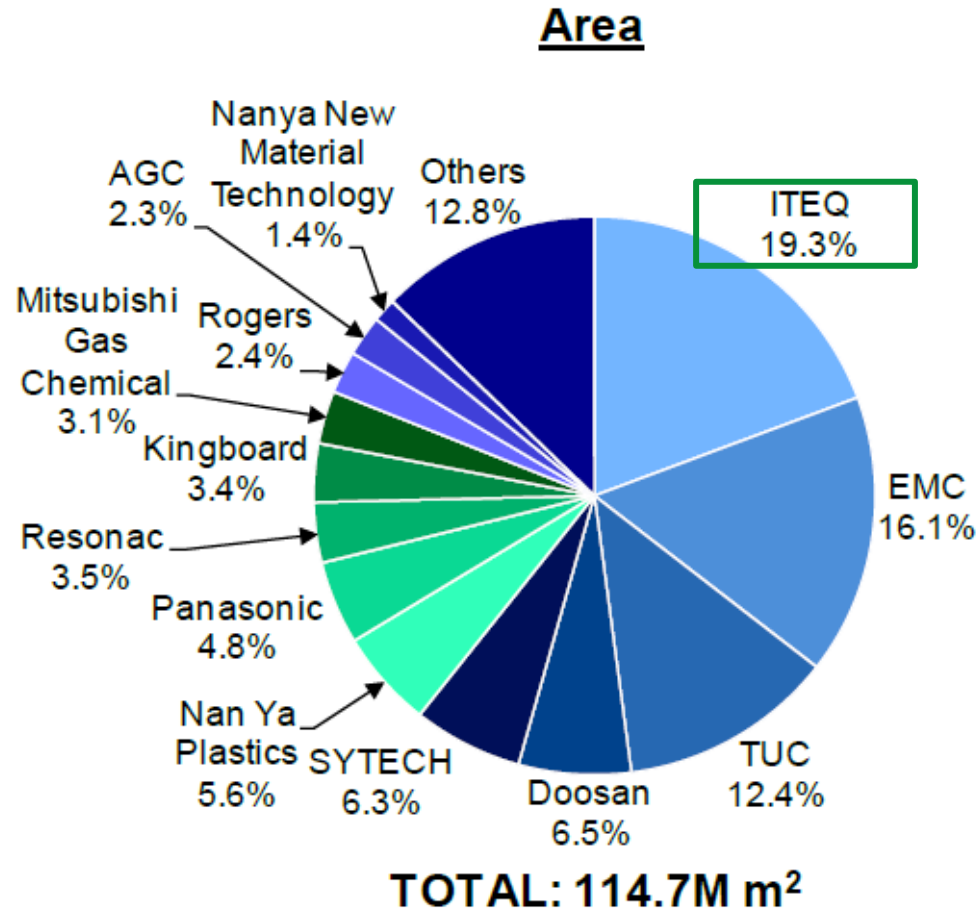


R&D and Capex to Pursuit Sustainable Growth



*9M24 CAPEX including the increase in prepayments for equipment NT\$694m.

2022 WW Specialty Laminate Market Share




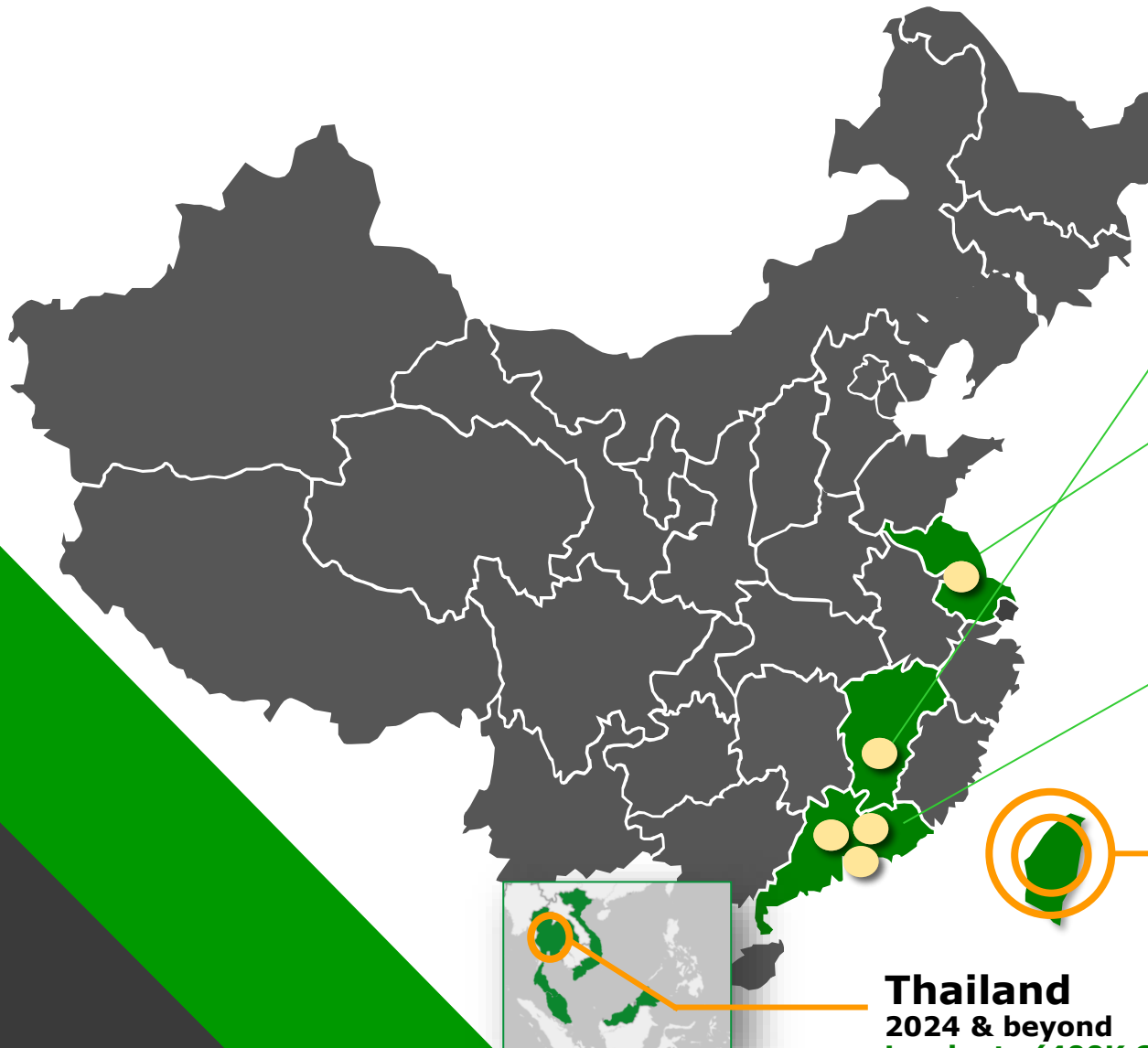
ITEQ: Leading CCL supplier

- Worldwide top supplier in high speed / frequency laminate
- Cutting-edge technology with MP track record
- Secular growth momentum in network infrastructure and data centers upgrading opportunities
- Rising EV market to boost demand for high speed / frequency automotive CCL

INNOVATION · TEAMWORK ·
EXCELLENCE · QUALITY

*Specialty Laminate includes: High speed, package substrate, RF
Source: Prismark Report, 2024/06

Manufacturing Site & Capacity – Expansion Plan ITEQ



JiangXi Plant
(Phase I) - 2020
Laminate (600K SHT/Month)
Prepreg (3,500K M/Month)
(Phase II) - 2021
Laminate (600K SHT/Month)
Prepreg (3,500K M/Month)
(Phase III) – 2022 & 2023
Laminate (1,200K SHT/Month)
Prepreg (5,000K M/Month)



WuXi Plant
Laminate (1,650K SHT/Month)
Prepreg (8,000K M/Month)



DongGuan Plant
Laminate (1,000K SHT/Month)
Prepreg (4,000K M/Month)



GuangZhou Plant
FCCL (1,450 K M²/Month)




HuangJiang Plant
Masslam Service (500K SQFT/Month)



HsinChu (Headquarters)
Laminate (400K SHT/Month)
Prepreg (2,400K M/Month)

Thailand
2024 & beyond
Laminate (400K SHT/Month)
Prepreg (TBD)

Distributor/Agent: USA, Europe, Israel, Korea, Japan and Singapore



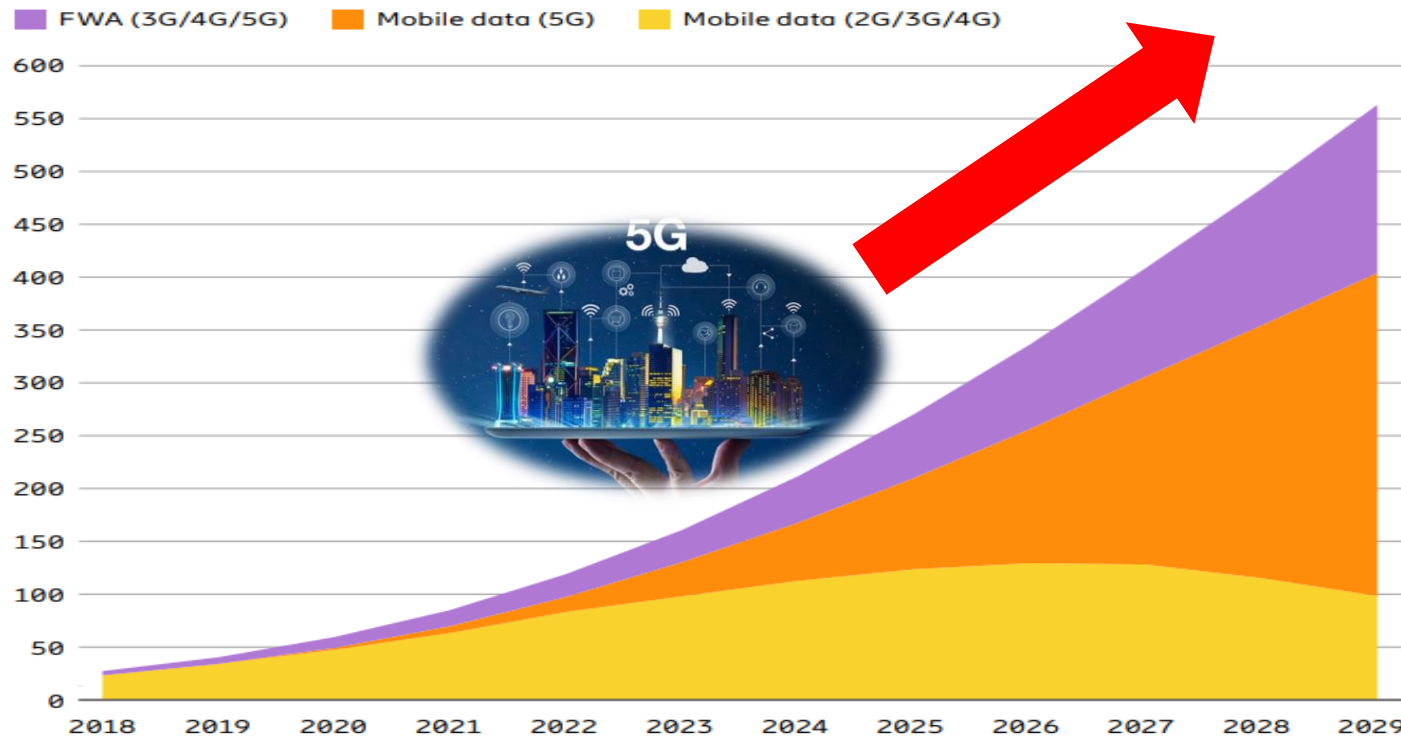
Market Trend & Growth Drivers

ITEQ

ITEQ

INNOVATION • TEAMWORK •
EXCELLENCE • QUALITY

Global Mobile Network Data Traffic (EB per month)



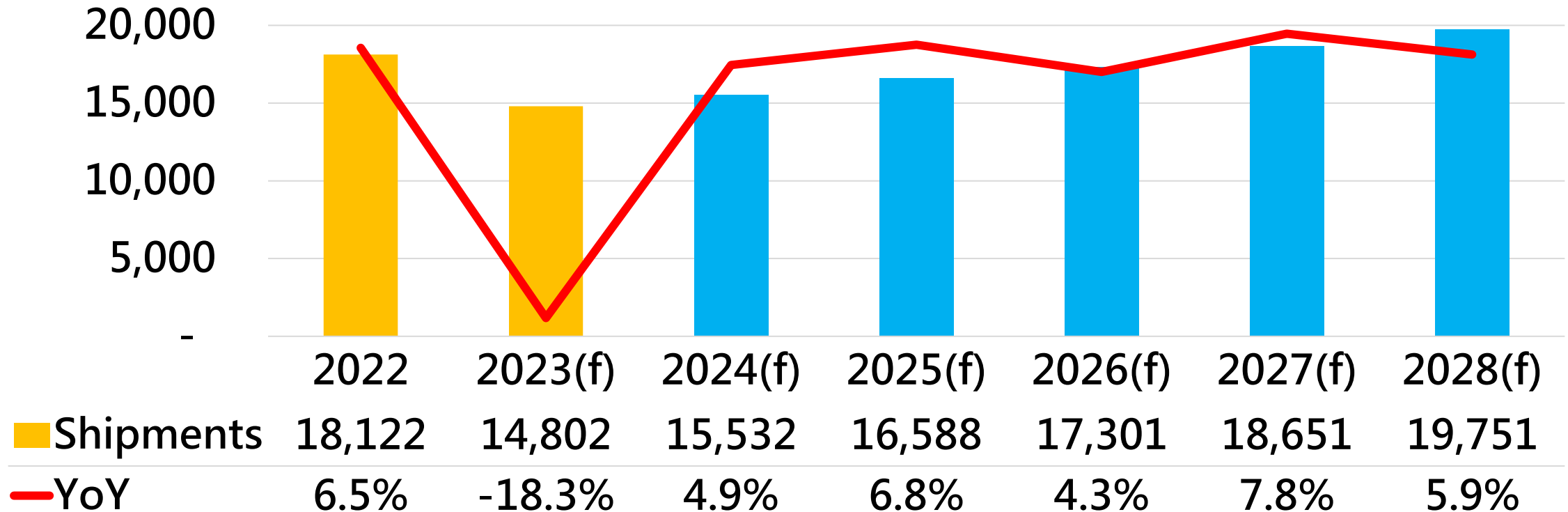
Source : Ericsson Mobility Report, 2023/11

● The Expansion of Global Mobile Network Data Traffic Continues on the Rise

- Telecommunications equipment & datacenter
 - Base station, ground satellite transceiver station
 - Core (traditional / cloud datacenter)
 - Edge computing (Enterprise enhanced infrastructure, such as data center & internal/external servers, signal transmission stations, etc.)
- AI & High Performance Computing & Big Data Analysis
- Cloud Computing and Cloud Storage
- Internet of Vehicles (ADAS & Self-Driving)
- End user products (computers, smartphones, IoT devices)
- IoT related applications (Smart Home & Telemedicine)
- Virtual Reality (VR) and Augmented Reality (AR)

- The expansion of global mobile network data traffic has driven network service operators, telecommunications companies and IoT & IoV manufacturers to expand/upgrade product specs to meet the needs of low latency, high reliability and high-speed computing processing.

Global Server Shipment Forecast



Source : DIGITIMES Research, 2024/02

2023~2028 Global Server shipment CAGR forecast +6% ;

- Generative AI to drive demand for both AI servers and general-purpose servers
- AI server robust demand to drive CCL content growth

Datacenter Server Platform Upgrade

Intel	Platform	Purley		Whitley	Eagle Stream		Birch Stream
	CPU	Skylake	Cascade Lake	Ice lake	Sapphire Rapids	Emerald Rapids	Granite Rapids
	Nano Process	14 nm	14 nm+	10 nm	Intel 7	Intel 7	Intel 3
	PCIe Gen	PCIe 3.0	PCIe 3.0	PCIe 4.0	PCIe 5.0	PCIe 5.0	PCIe 5.0
	MP Time	2017 Q3	2019 Q3	2021 Q1	2023 H1	2023 H2	2024
	CCL Material	Mid Loss	Mid Loss	Low Loss	Very Low Loss	Very Low Loss	VLL/ Ultra Low Loss
	Layer count	8 to 12	8 to 12	12 to 16	16 to 20	16 to 20	18 to 22



AMD	Architecture	Zen	Zen2	Zen3	Zen4		Zen5
	CPU	Naples	Rome	Milan	Genoa	Bergamo	Turin
	Nano Process	14 nm (Global Foundries)	7 nm (TSMC)	7 nm (TSMC)	5 nm (TSMC)	5 nm (TSMC)	4 nm / 3 nm (TSMC)
	PCIe Gen	PCIe 3.0	PCIe 4.0	PCIe 4.0	PCIe 5.0	PCIe 5.0	PCIe 5.0
	MP Time	2017 Q3	2019 Q3	2020 Q4	2022 Q4	2023	2024
	CCL Material	Mid Loss	Low Loss	Low Loss	Very Low Loss	Very Low Loss	VLL/ Ultra Low Loss
	Layer count	8 to 12	12 to 16	12 to 16	16 to 20	16 to 20	18 to 22

Datacenter Equipment Cyclical Upgrade to Drive the Following;

- Corresponding CCL material upgrade
- Increase consumption and global counts for CCL

Green Power/EV



- Energy Conservation
- Power Charging
- High Current & Voltage
- Heavy Cu

High Tg material

Internet of Vehicle

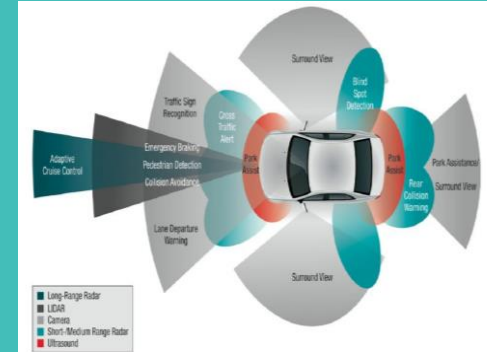


- Infotainment
- Networking

HDI

High Speed Material

Active Safety



- Active Safety System
- ADAS
- Radar
- Antenna Module

HDI

High Speed Material

High Frequency Material

Autonomous Driving



- HPC
- Graphic Processing
- Automated Driving Control Module

HDI

High Speed Material

- EV, IoV and Active Safety to boost demand for high performance automotive CCL
- PCB usage for EV is 4 to 5 folds of conventional gasoline vehicle

HDI New Product: Resin Coated Copper (RCC)

Resin Coated Copper (RCC)

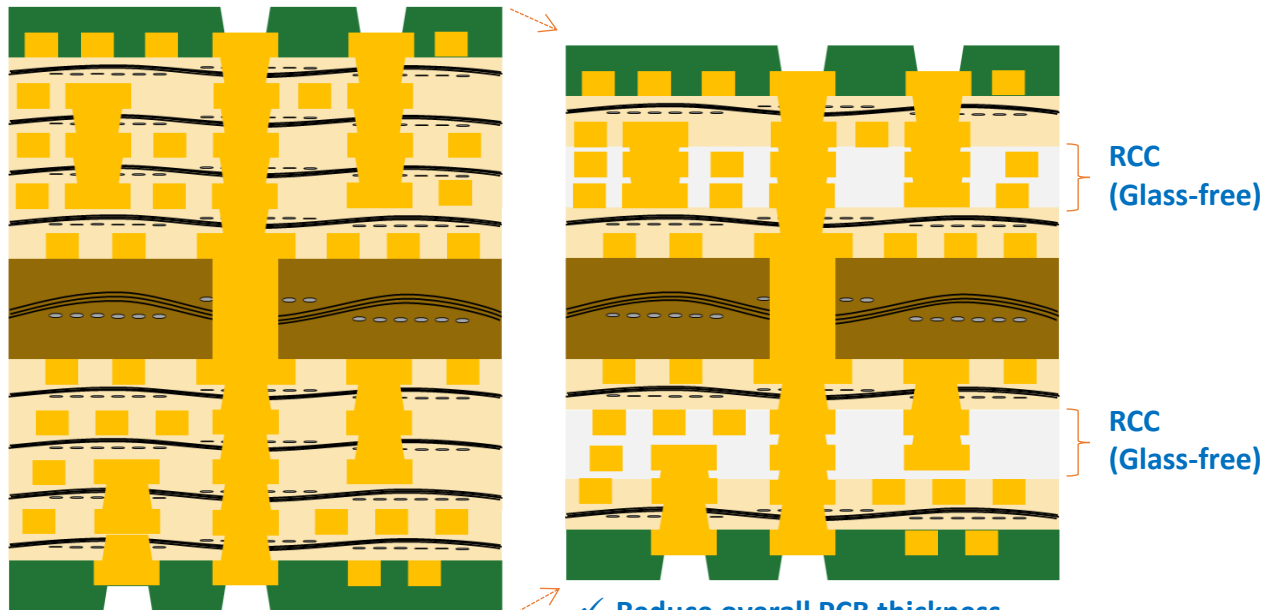
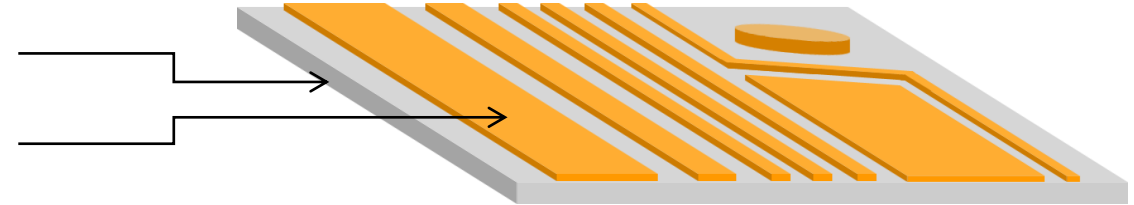
- ✓ Glass-free solution which enables further thickness reduction of dielectric layer while satisfies the needs towards fine-line pattern design (smaller form factor) and hybrid HDI/Substrate-Like PCB production.



Dielectric Layer : 10~50um

※ Available for thickness up to 150um

Conductors : Copper Foil



- ✓ Reduce overall PCB thickness
- ✓ Eliminate the fiber weave effect with enhanced reliability of signal transmission

ITEQ RCC Advantages

Glass-Free

Reduce thickness of the dielectric layer and overcome minimum thickness constraints (15-20um)

Better Dielectric Constant (Dk) and Impedance Control

RCC uses pure glue material enabling stable dielectric constant

Power Consumption Saving


Lower voltage – extending battery life

Better Laser Processability

RCC is a glass fiber free material, which is easier to form holes through laser drilling with more stable Via quality

Simplify PCB Lamination process

Combine the processes of PP/Copper foil stack-up into one



3Q24 Financial Results

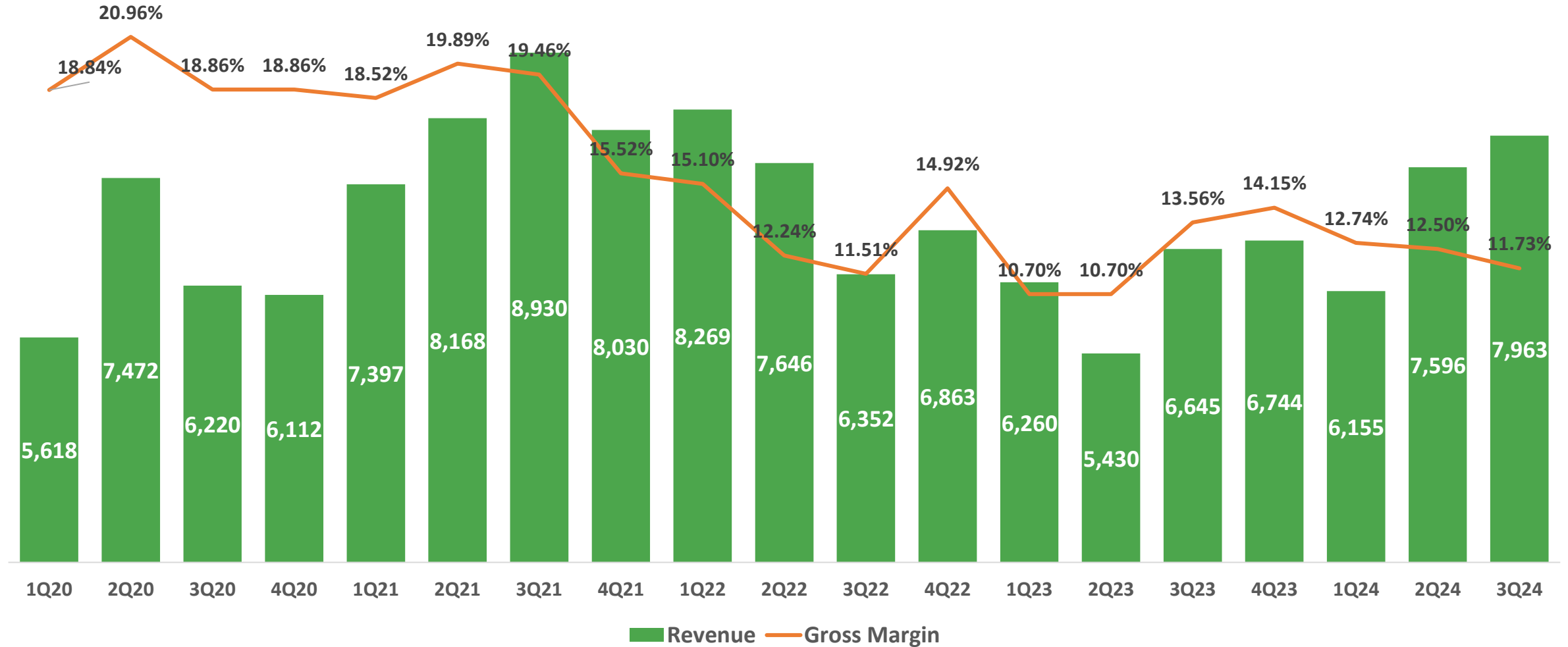
ITEQ

3Q24 Income Statement

NTD \$Million	3Q24	2Q24	3Q23	QoQ	YoY
Revenue	7,963	7,596	6,645	4.8%	19.8%
Gross Profit	934	949	901	-1.6%	3.7%
Operating Expense	554	611	511	-9.3%	8.6%
Operating Profit	380	338	390	12.4%	-2.6%
Non-Op Income / Loss	37	(12)	(4)		
Income before Tax	417	326	386	27.8%	7.8%
Tax Expense	168	126	152		
Net Income to Parent	249	200	235	24.5%	6.2%
EPS(NT\$)	0.69	0.55	0.65	25.5%	6.2%
Key Financial Ratio					
Gross Margin	11.73%	12.50%	13.55%		
Operating Expense Ratio	6.96%	8.05%	7.68%		
Operating Margin	4.77%	4.45%	5.87%		
Effective Tax Rate	40.20%	38.58%	39.28%		
Net Margin	3.13%	2.64%	3.53%		

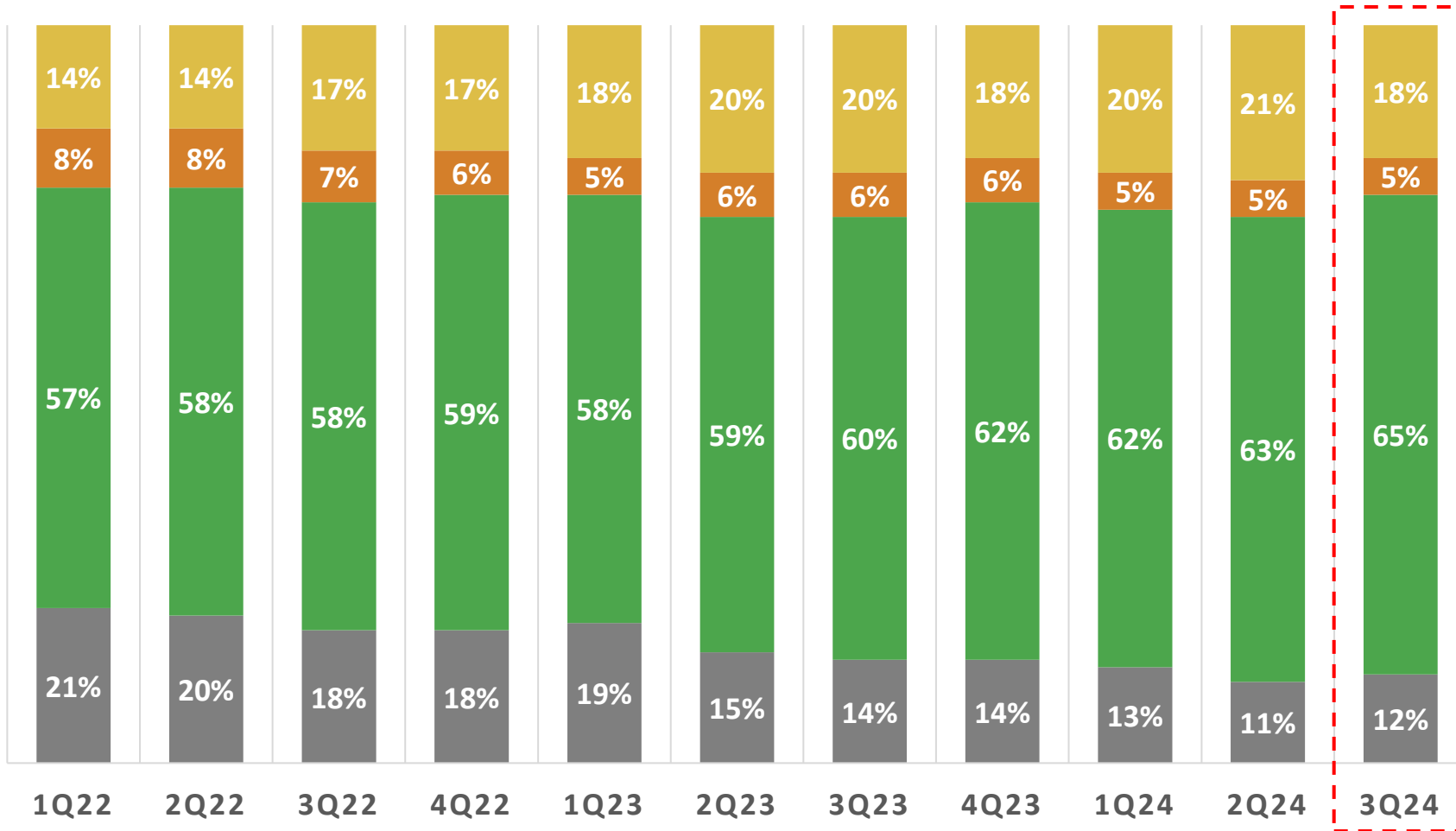
Revenue & Gross Margin Rate

(Million \$NTD)



Product Mix

■ Consumer Electronics ■ Infrastructure ■ Smartphone ■ Automotive



3Q24 Product Growth %	QoQ	YoY
Automotive	-10.1%	+7.9%
Smartphone	+4.8%	-0.1%
Infrastructure	+8.2%	+29.8%
Consumer Electronics	+14.4%	+2.7%

3Q24 Balance Sheet

NTD \$Million	3Q24	2Q24	3Q23
Total Assets	36,408	37,278	33,881
Cash	5,273	5,139	6,030
NR / AR	12,909	13,282	11,470
Inventories	4,308	4,537	2,834
Fixed Assets	9,271	9,408	6,493
Total Liabilities	15,983	16,984	14,126
Short-term Debt	4,545	3,207	2,554
NP / AP	7,392	8,003	6,332
Long-term Debt	1,742	2,679	2,600
Total Equity	20,426	20,295	19,755
Key Financial Index			
Days Sales Outstanding	157	167	171
Days Sales of Inventory	60	65	52
Days Payable Outstanding	98	108	102
ROE (%)	4.7	4.6	3.4
ROA (%)	3.0	2.8	2.3
Debt ratio (%)	43.9	45.6	41.7

2017 – 2023 Dividend Policy

Year	EPS(NT\$)	Dividend(NT\$)	Cash Dividend(NT\$)	Pay-out Ratio(%)
2017	4.11	3.1	3.1	75%
2018	5.86	3.8	3.8	65%
2019	8.13	5.0	5.0	62%
2020	8.19	5.0	5.0	61%
2021	9.00	5.0	5.0	56%
2022	4.94	3.0	3.0	61%
2023	1.86	1.5	1.5	81%

*New shares issuance of 30 million common shares concluded on March 31st 2020


**New shares issuance of 50 million common shares concluded on September 2nd 2021

***Factoring in the repurchase and cancellation of 20 million shares in 3Q22; current total outstanding common share: 363 million



Thank you

Question and Comment



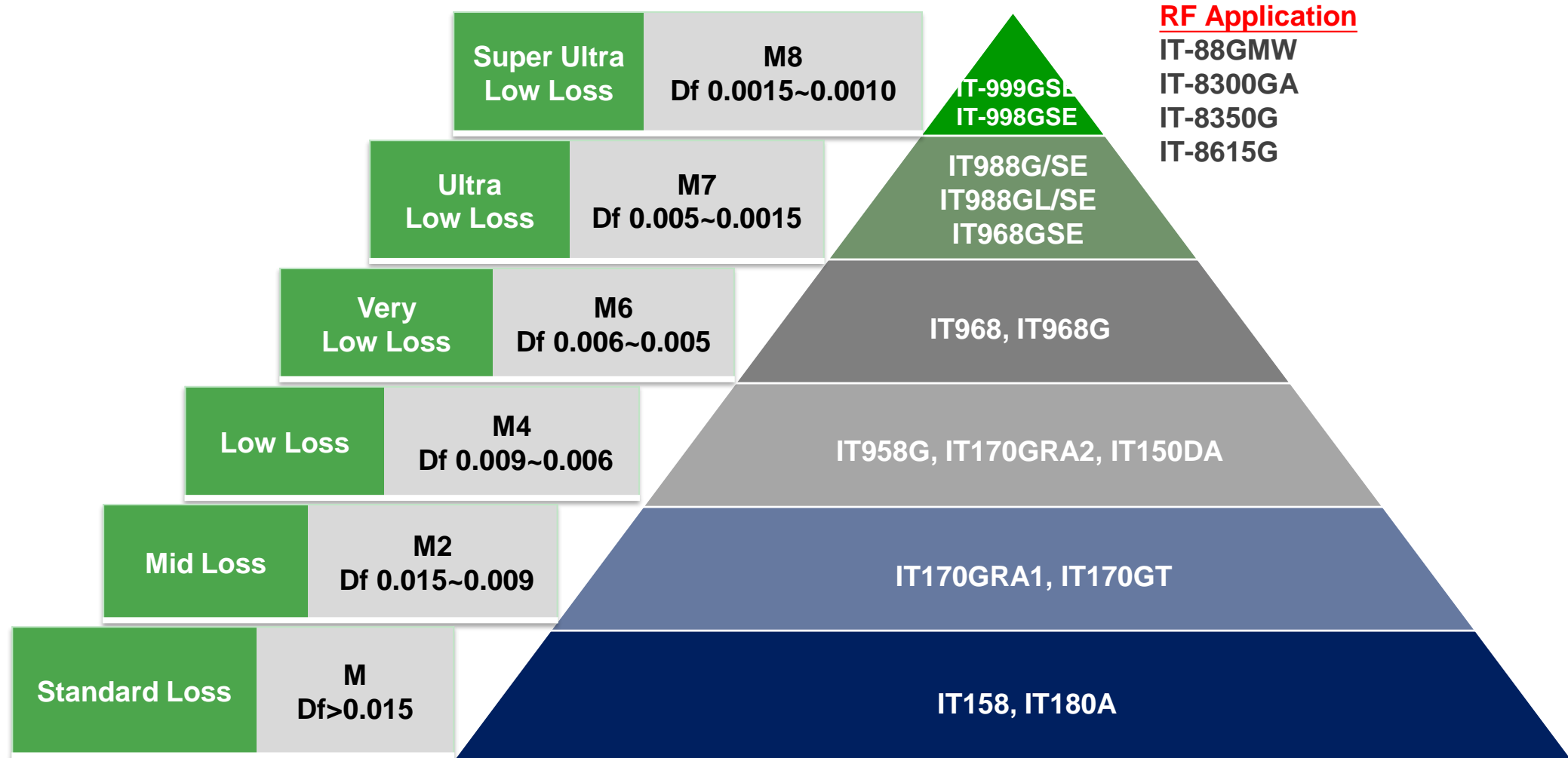
Appendix

ITEQ

ITEQ

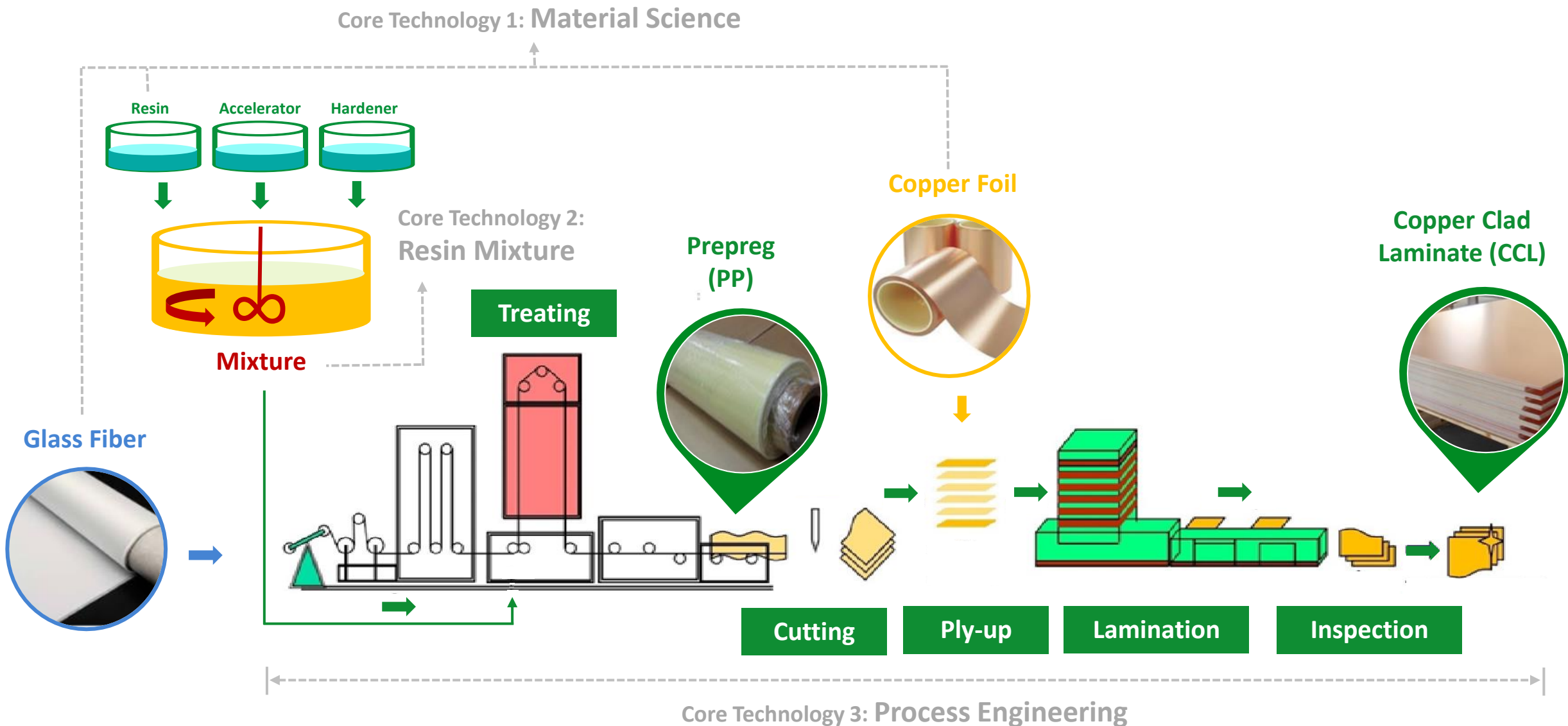
INNOVATION • TEAMWORK •
EXCELLENCE • QUALITY

Well-Expanded Product Line

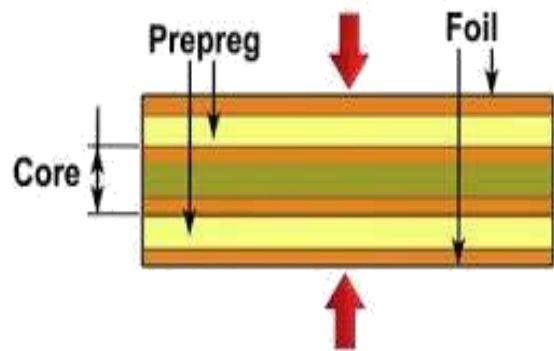
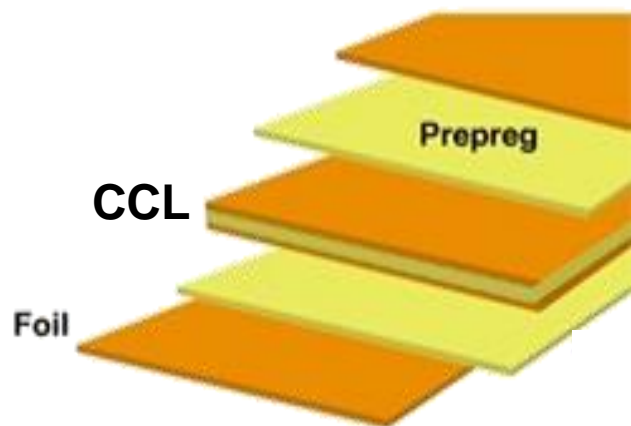


- The need for hyperscale data center and server upgrade to expedite the growth of high speed / frequency material demand
- ITEQ's market share in high speed / frequency material to uplift robustly

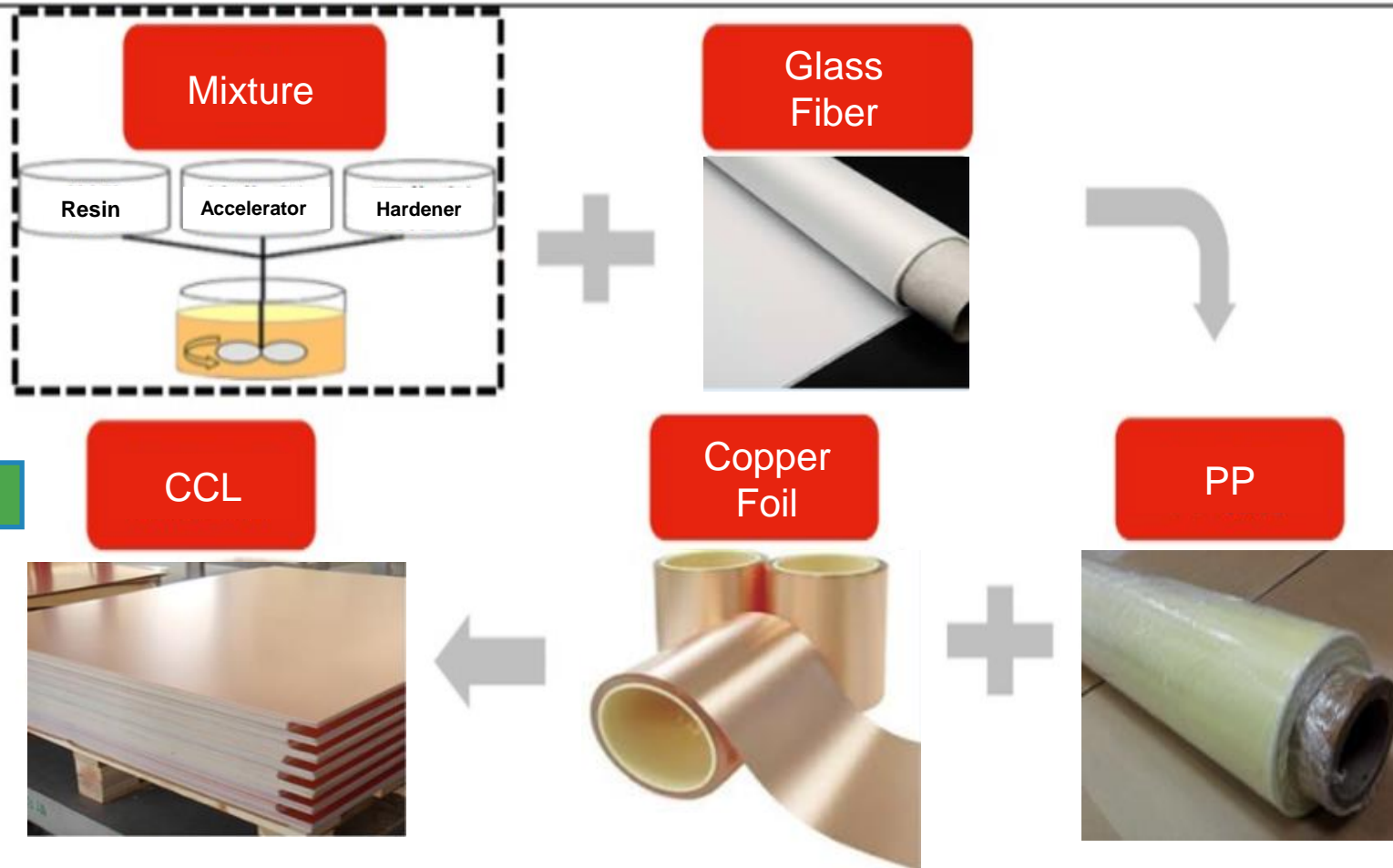
CCL & PP Manufacturing Flow



CCL/PP



CCL Manufacturing Process



AI Server CPU*2 Mainboard (Content Value – mid)

(Used in both general type server and AI server)

CPU MB

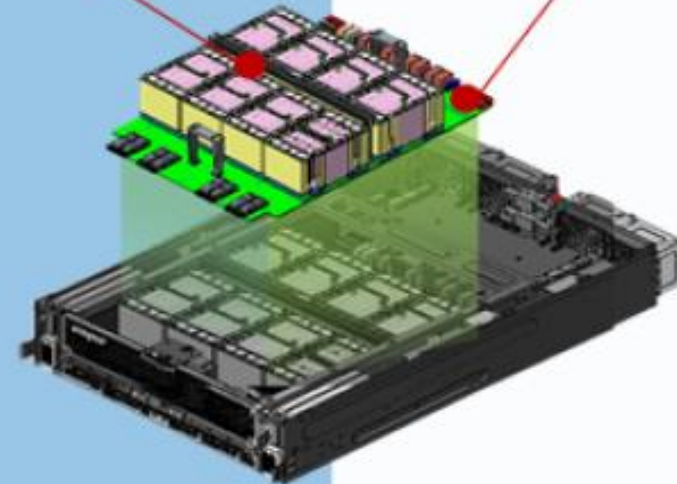


CCL: Very Low Loss
Layer Count: 14 to 24

AI Server GPU OAM*8 (Content Value – high)

(Used in accelerator card– AI server only)

GPU Tray



CCL: Very Low Loss
Layer count: 20 to 30 (HDI)

AI Server GPU UBB (Content Value – high)

(Used as GPU board– AI server only)

CCL: Ultra Low Loss / VLL
Layer count: 20 to 30 (incl. HDI)